




## Bar lights



	Product	Dimensions (B/T/H) mm	Standard colors and viewing angles*	Supply	direct**
					diffuse**
	<b>LOGO-2</b>	74 x 17 x 15	red 30°, red 60°, red 70°, red 120° white 70°, white 120°	<a href="#">12V.</a> <a href="#">24V.</a> <a href="#">Strobe.</a> <a href="#">SC</a>	X
			IR880 50°, IR880 120° IR850 30°, IR850 50°, IR850 120° blue 20°		X
	<b>TOP-LINE-2TE</b>	129 x 28 x 15	red 30°, red 60°, red 70°	<a href="#">12V.</a> <a href="#">24V.</a> <a href="#">Strobe.</a> <a href="#">SC</a>	X
	<b>TOP-LINE-3TE</b>	185 x 28 x 15	white 70°		X
	<b>TOP-LINE-4TE</b>	241 x 28 x 15	IR880 50° IR850 30°, IR850 50° blue 20°		
	<b>POWER-LINE-2TE</b>	160 x 40,6 x 79	red 30° white 30°	<a href="#">12V.</a> <a href="#">24V.</a> <a href="#">Strobe.</a> <a href="#">SC</a>	X
	<b>POWER-LINE-3TE</b>	240 x 40,6 x 79			
	<b>POWER-LINE-5TE</b>	400 x 40,6 x 79			

\* other colors on request

\*\* optional with diffused or clear (arf) front panel

For more information please contact us at [sales@sdvision.be](mailto:sales@sdvision.be)